

M-Series MIG Guns

» Miller® M-Series MIG Gun Conversion to MDX MIG Gun Nozzles and Contact Tips

MDX™ MIG GUN CONSUMABLES

MDX MIG Gun Consumables Conversion Kits


Miller M-100 MIG Guns

Conversion Diffuser for M-100 MIG Guns



1070115

MDX-100 Nozzles



NS-M1200C Copper, 1/2" ID, Flush
NS-M1200B Brass, 1/2" ID, Flush
NS-MFLX Gasless

Standard Duty Contact Tips



T-M023 .023" (0.6mm)
T-M030 .030" (0.8mm)
T-M035 .035" (0.9mm)
T-M045 .045" (1.2mm)
T-M047 3/64" (1.2 mm)



M-100 to Standard Duty Nozzles & Contact Tips
1880269


Miller M-25 MIG Guns

Standard Duty Conversion Diffuser for M-25 MIG Guns



1070116

MDX-250 Standard Duty Nozzles



N-M1200C Copper, 1/2" ID, Flush
N-M1218C Copper, 1/2" ID, 1/8" Recess
N-M5800C Copper, 5/8" ID, Flush
N-M5818C Copper, 5/8" ID, 1/8" Recess
N-M58XTC Copper, 5/8" ID, 1/8" Stickout

Heavy Duty Contact Tips



T-A023CHM .023" (0.6mm)
T-A030CHM .030" (0.8mm)
T-A035CHM .035" (0.9mm)
T-A039CHM .039" (1.0mm)
T-A045CHM .045" (1.2mm)



M-25 to Standard Duty Nozzles & Contact Tips
1880270


Miller M-25 MIG Guns

Heavy Duty Conversion Diffuser for M-25 MIG Guns



1070117

MDX-250 Heavy Duty Nozzles



N-A5800CM Copper, 5/8" ID, Flush
N-A5818CM Copper, 5/8" ID, 1/8" Recess
N-A5814CM Copper, 5/8" ID, 1/4" Recess



M-25 to Heavy Duty Nozzles and Contact Tips
1880271

M-25 to MDX MIG Gun Consumables Nozzle Insulator



4623RM (for heavy duty and standard duty consumables)

How to Install MDX MIG Gun Consumables on M-Series MIG Guns

1. Remove the contact tip, diffuser, and nozzle.
2. Leave the liner in place. There should also be no need to trim the liner as long as it was trimmed correctly during initial installation.
3. If damaged, the M-25 shock washer (169730) should be replaced with a 4623RM Neck Insulator.
4. Install the new conversion diffuser, contact tip and nozzle.

IMPORTANT: Do not use front load liners. M-Series Guns with MDX MIG Gun Consumables must continue to use their existing liner and power pin.

Document #
287029
March 2025